



U.S. DEPARTMENT OF EDUCATION

Education Stabilization Fund

ESF / ESF Reporting / HEERF - 072100548 - Year One - Review

HEERF Fund Annual Report - Year One

In Progress

Last Modified: tholmes@eastms.edu - 2/8/2021, 4:02:58 PM

1 2 3 4 5 6 7 8 9 10 11 **Review**

Instructions

EAST MISSISSIPPI COMMUNITY COLLEGE - Review

Expand All

Collapse All

General Information

Institutional Identifiers and Contact Information:

Institution Name	DUNS #
EAST MISSISSIPPI COMMUNITY COLLEGE	072100548

Please identify the OPEID(s) for this institution:

00240500

Please report on these HEERF grant PR/Award Numbers:

PR Number 1 P425E201743 (Student Aid)	Awarded Amount 1 \$1,699,451.00
PR Number 2 P425F201468 (Institutional Aid)	Awarded Amount 2 \$1,699,450.00
PR Number 3 P425L200480 (MSIs)	Awarded Amount 3 \$228,974.00
Total Awarded Amount	Total Awarded Amount \$3,627,875.00

Who is the lead contact for this annual data collection?

Name
TAMMIE HOLMES

Title
CFO

Telephone
(662) 243-2689

E-mail
THOLMES@EASTMS.EDU

Funds Expended

1) Did you expend all of your HEERF funds prior to the end of the reporting period, making this your final annual report? *

 Yes


 No

Websites


2) Reporting on institution websites:

eastms.edu

a) CARES HEERF quarterly reporting webpage URL:

b) Student Portion Reporting: Provide all active website URLs posted by your campus, or by the institution on behalf of your campus(es), as required by the August 31 notice in the Federal Register  (including any URLs that are still active that provide archived information).

<http://www.eastms.edu/about/policies/caresact/pdf/cares-act-reporting-dec2020.pdf>


c) Institutional Portion, (a)(2), and (a)(3) Reporting: Provide all active website URLs posted by your campus, or by institutions on behalf of your campus(es) as required by the quarterly Higher Education Emergency Relief Fund (HEERF) Data Collection Form  (including any URLs that are still active that provide archived information).

http://www.eastms.edu/about/policies/caresact/pdf/emcc_heerf_quarterly_reporting_

http://www.eastms.edu/about/policies/caresact/pdf/emcc_heerf_quarterly_reporting_

Student Eligibility



3) How did your institution determine which students were eligible  to receive emergency financial aid grants under any of the CARES Act HEERF programs?

a) My institution has received an Institutional Student Information Record (ISIR) or Student Aid Report (SAR) on file that verifies student eligibility for Title IV, federal student aid (Title IV aid).

Yes	No
-----	----

b) My institution allowed students to attest to their eligibility for Title IV aid by completing an alternative application form developed by the institution for this purpose.

Yes	No
-----	----

c) My institution used another method for determining which students were eligible to receive emergency financial aid grants under the CARES Act.

Yes	No
-----	----

Aid Determination



4) How did your institution determine which students received emergency financial aid grants to students and how much each student would receive? Please indicate if any of the following strategies were used.

4.1) Did you distribute the same amount to all eligible students

regardless of different circumstances? *



Yes

No

Aid Distribution



5) How did your institution distribute the emergency financial aid grants to students?

a) Checks

Yes

No

b) Electronic funds transfer /Direct deposit

Yes

No

c) Debit cards

Yes

No

d) Payment apps

Yes

No

e) Other

Yes

No

Emergency Grants



6) Did your institution provide any instructions, directions, or guidance to students (e.g. FAQs) about the emergency financial aid grants upon disbursement? *

Yes

No

a) Upload PDF/MS Word document instructions, directions, or guidance (up to 5 files):

The grantee has uploaded 1 files in response to this question.

or

b) Provide any active URLs with instructions, directions, or guidance on how to use the grants:

[Empty text input box]

Emergency Financial Aid



7) Use the instructions noted in the Appendix to complete the following table

Emergency Financial Aid Grants Awarded to Students (direct grants and amounts reimbursed)

Number of Students

Amount Disbursed - Section 18004(a)(1)

Amount Disbursed - Section 18004(a)(2)

Number of Eligible Students

7.1) How many students were eligible to receive HEERF emergency grants made available under section 18004 of the CARES Act ?

7.1.1) All HEERF Emergency Financial Aid Grant eligible students 2,880

7.1.2) Undergraduates

i) Full-time students



a)	Pell grant recipient 2,199	b)	Non-Pell grant recipient 0
----	-------------------------------	----	-------------------------------

ii) Part-time students

a)	Pell grant recipient 681	b)	Non-Pell grant recipient 0
----	-----------------------------	----	-------------------------------

7.1.3) Graduates

i) Full-time students

ii) Part-time students


Full-time students


Part-time students

Number of HEERF Student Recipients – Emergency Grants to Students (unduplicated)

7.2) How many students received emergency financial aid grants provided under Section 18004 of the CARES Act? (unduplicated across all HEERF sections)

7.2.1) All HEERF Emergency Financial Aid Grant eligible students 2,087

7.2.2) Undergraduates 

i) Full-time students 

a)	 Pell grant recipient 1,743	b)	 Non-Pell grant recipient 0
----	---	----	---

ii) Part-time students

a)	Pell grant recipient 344	b)	Non-Pell grant recipient 0
----	-----------------------------	----	-------------------------------

7.2.3) Graduates

i) Full-time students	ii) Part-time students
Full-time students	Part-time students

Summary ^

The amounts displayed under the Summary section are auto-calculated based on the responses entered in the Number of HEERF Student Recipients and the HEERF Amount Disbursed questions

HEERF Amount of Grants Disbursed

What was the amount of grants disbursed to students through all HEERF funds?

All HEERF Emergency Financial Aid Grant eligible students	\$1,699,443.00
---	----------------

Undergraduates i

i) Full-time students i	
i	i
Pell grant recipient \$1,355,209.00	Non-Pell grant recipient \$0.00
a)	b)
ii) Part-time students	
Pell grant recipient \$344,234.00	Non-Pell grant recipient \$0.00
a)	b)

Graduates

i) Full-time students

Full-time students
\$0.00

ii) Part-time students


Part-time students
\$0.00


Average HEERF Amount Awarded

Among students who received HEERF emergency financial aid grants, what was the average award amount per student?

All HEERF Emergency Financial Aid Grant eligible students

\$814.30

Undergraduates 

i) Full-time students 

 Pell grant recipient
\$777.52

a)

 Non-Pell grant recipient
\$0.00

b)

ii) Part-time students

a) Pell grant recipient
\$1,000.68

b) Non-Pell grant recipient
\$0.00

Graduates

i) Full-time students

ii) Part-time students

Full-time students
\$0.00

Part-time students
\$0.00

Funds Expended Categories ^

8) Provide the total amount of HEERF funds expended on the categories provided.

Please note that the CARES Act prohibits the use of funding for the provision of pre-enrollment recruitment activities; endowments; or capital outlays associated with facilities related to athletics, sectarian instruction, or religious worship. In addition, please note that this template is meant to serve as a guide, and therefore IHEs are not required to categorize amounts in every category listed but only those that IHEs found applicable to their unique circumstances. Lastly, reported numbers should be consistent with previously published quarterly funding reports (the sum of quarterly reports should equal the value of the annual report).

8.1) Providing additional emergency financial aid grants to students.

Amount in (a)(1) institution...	Amount in (a)(2) dollars, if a...	Amount in (a)(3) dollars, if a...
\$0	\$0	\$0

8.2) Providing reimbursements for tuition, housing, room and board, or other fee refunds.

Amount in (a)(1) institution...	Amount in (a)(2) dollars, if a...	Amount in (a)(3) dollars, if a...
\$62,130	\$0	\$0

8.3) Providing tuition discounts.

Amount in (a)(1) institution...	Amount in (a)(2) dollars, if a...	Amount in (a)(3) dollars, if a...
<i>Not Applicable</i>	\$0	\$0

8.4) Covering the cost of providing additional technology hardware to students, such as laptops or tablets, or covering the added cost of technology fees.

Amount in (a)(1) institution...	Amount in (a)(2) dollars, if a...	Amount in (a)(3) dollars, if a...
\$325,493	\$0	\$

8.5) Providing or subsidizing the costs of high-speed internet to students or faculty to transition to an online environment.

Amount in (a)(1) institution...	Amount in (a)(2) dollars, if a...	Amount in (a)(3) dollars, if a...
\$0	\$0	\$

8.6) Subsidizing off-campus housing costs due to dormitory closures or decisions to limit housing to one student per room; subsidizing housing costs to reduce housing density; paying for hotels or other off-campus housing for students who need to be isolated; paying travel expenses for students who need to leave campus early due to coronavirus infections or campus interruptions.


Amount in (a)(1) institution...	Amount in (a)(2) dollars, if a...	Amount in (a)(3) dollars, if a...
\$0	\$0	\$

8.7) Subsidizing food service to reduce density in eating facilities, to provide pre-packaged meals, or to add hours to food service operations to accommodate social distancing.

Amount in (a)(1) institution...	Amount in (a)(2) dollars, if a...	Amount in (a)(3) dollars, if a...
\$0	\$0	\$

8.8) Costs related to operating additional class sections to enable social distancing, such as those for hiring more instructors and increasing campus hours of operations.

Amount in (a)(1) institution...	Amount in (a)(2) dollars, if a...	Amount in (a)(3) dollars, if a...
\$0	\$0	\$

8.9) Campus safety and operations. 


Amount in (a)(1) institution...	Amount in (a)(2) dollars, if a...	Amount in (a)(3) dollars, if a...
\$222,075	\$0	\$

8.10) Purchasing, leasing, or renting additional instructional equipment and supplies (such as laboratory equipment or computers) to reduce the number of students sharing equipment or supplies during a single class period and to provide time for disinfection between uses.

Amount in (a)(1) institution...	Amount in (a)(2) dollars, if a...	Amount in (a)(3) dollars, if a...
\$0	\$0	\$

8.11) Replacing lost revenue due to reduced enrollment.

Amount in (a)(1) institution...	Amount in (a)(2) dollars, if a...	Amount in (a)(3) dollars, if a...
<i>Not Applicable</i>	\$0	\$

8.12) Replacing lost revenue from non-tuition sources (i.e., cancelled ancillary events; disruption of food service, dorms, childcare or other facilities; cancellation of use of campus venues by other organizations, lost parking revenue, etc.). 

Amount in (a)(1) institution...	Amount in (a)(2) dollars, if a...	Amount in (a)(3) dollars, if a...
<i>Not Applicable</i>	\$0	\$

8.13) Purchasing faculty and staff training in online instruction; or paying additional funds to staff who are providing training in addition to their regular job responsibilities.


Amount in (a)(1) institution...	Amount in (a)(2) dollars, if a...	Amount in (a)(3) dollars, if a...
\$0	\$4,000	\$

8.14) Purchasing, leasing, or renting additional equipment or software to enable distance learning, or upgrading campus wi-fi access or extending open networks to parking lots or public spaces, etc.

Amount in (a)(1) institution...	Amount in (a)(2) dollars, if a...	Amount in (a)(3) dollars, if a...
\$217,832	\$10,800	\$

8.15) Other Uses of (a)(1) Institutional Portion funds. 

Amount in (a)(1) institution...	Amount in (a)(2) dollars, if a...	Amount in (a)(3) dollars, if a...
\$0	<i>Not Applicable</i>	<i>Not Applicable</i>

8.16) Other uses of (a)(2) or (a)(3) funds, if applicable. 

Amount in (a)(1) institution...	Amount in (a)(2) dollars, if a...	Amount in (a)(3) dollars, if a...
<i>Not Applicable</i>	\$0	\$

8.17) Annual Expenditures for each Program

Amount in (a)(1) institution...	Amount in (a)(2) dollars, if a...	Amount in (a)(3) dollars, if a...
\$827,530.00	\$14,800.00	\$0.00

8.18) Total of Annual Expenditures

Total Expenditures
\$842,330.00

Students Who Received Funds ^

9) Provide the number of students who ever received HEERF grant funds in the reporting period and their enrollment status at the end reporting period

- | | |
|--|-------|
| a) How many students received emergency financial aid grants through any of the HEERF funds? | 2,087 |
| b) How many of the students who ever received HEERF Emergency Financial Aid Grants dropped out (withdrawal without a completion record or return to school since receiving funds)? | |
| c) How many of the students who ever received HEERF Emergency Financial Aid Grants are still enrolled at your institution? | |
| d) How many of the students who ever received HEERF Emergency Financial Aid Grants have completed their program of study at your institution? | |
| e) Withdrawal rate for students who received HEERF Emergency Financial Aid Grants | 0.00% |

Full-Time Equivalent (FTE) Positions ^

10) Provide the number of full-time equivalent (FTE) positions as of the listed reporting dates.

(The number of FTE positions includes all staff regardless of whether the position is funded by Federal, State, local, or other funds—including instructional and non-instructional staff and contractors—and equals the sum of the number of full-time positions plus the full-time equivalent of the number of part-time positions.)

Full-time equivalent (FTE) positions as of September 30, 2018	Full-time equivalent (FTE) positions as of September 30, 2019	Full-time equivalent (FTE) positions as of March 13, 2020	Full-time equivalent (FTE) positions on the last day of the reporting period
---	---	---	--

The grantee has uploaded 1 files in response to this question.

Previous

Cancel

Export Data

End Notes v

Burden Statement ^

According to the Paperwork Reduction Act of 1995, no persons are required to respond to a collection of information unless such collection displays a valid OMB control number. The valid OMB control number for this information collection is 1840-0850. Public reporting burden for this collection of information is estimated to average 6 hours per response, including time for reviewing instructions, searching existing data sources, gathering and maintaining the data needed, and completing and reviewing the collection of information. Under the PRA, participants are required to respond to this collection to obtain or retain a benefit. If you have any comments concerning the accuracy of the time estimate, suggestions for improving this individual collection, or if you have comments or concerns regarding the status of your individual form, please contact Joanne Bogart, US. Department of Education, 400 Maryland Avenue, SW, Washington, DC 20202.

[Website Policies](#) | [API Documentation](#) | [Glossary](#) | [About the Data](#) | [Grantee Help](#)

[ED.gov](#)